



**02**

## OPEN GATE II

FIGHT FOR FEARLESS  
NEVER GIVE UP!



DEVOTING TO THE BEST ELECTRONIC TUNING PARTS IS THE ETERNAL BELIEF OF SHADOW AUTO.



### 1. RACING GAUGE DISPLAY SYSTEM

01 - 06

PRO3 RACING GAUGE  
FD OLED MULTI FUNCTION DISPLAY

### 2. TECHNOLOGY BOX

07 - 20

ELECTRONIC EXHAUST CONTROLLER AUTO  
ELECTRONIC EXHAUST CONTROLLER LITE  
E-DRIVE ADVANCE 4S THROTTLE CONTROLLER  
DIGITAL ELECTRONIC BOOST CONTROLLER

**NEW** I-BOOST 2 TUNING BOX

**NEW** R-COMMANDER 2

### 3. OBD II DIGITAL METER

21-22

D-METER 2 DIGITAL MULTI METER

### 4. ACCESSORIES

23-24

HOSE ADAPTOR  
OIL ADAPTOR  
BOOST ADAPTOR

# FIGHT FOR FEARLESS NEVER GIVE UP



Strive to be the best and embrace your uniqueness by building your own distinct style cockpit. In the future, SHADOW will not only represent cutting-edge global automotive electronics products, but also serve as an excellent partner for owners of modified cars. Join us in enabling more people to experience the pleasure and convenience of customized vehicles through SHADOW's exceptional product range!



# 02

**OPEN GATE II**  
ACHIEVE DREAMS



**OLED MULTI  
FUNCTION  
DISPLAY**



**PRO3  
RACING GAUGE**



## **RACING GAUGE DISPLAY SYSTEM**

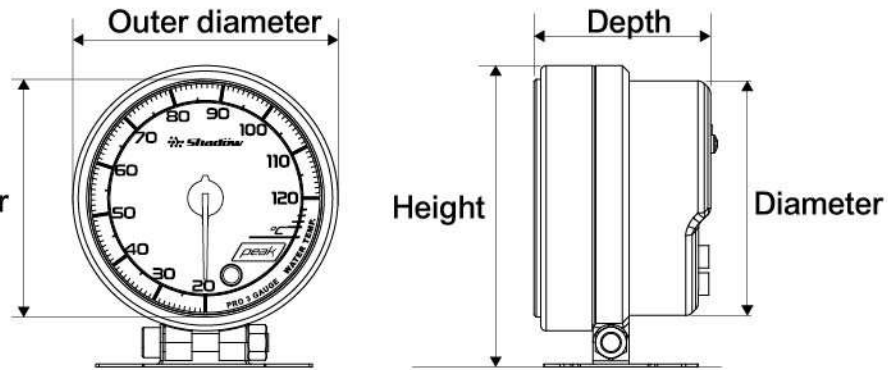
Shadow racing gauges have won a foothold in the racing instrument market with accurate, fast and reliable performance.

Let every user have confidence with Shadow's excellent quality is our primary goal.



# PRO3 RACING GAUGE

**SW15XXX** check the part number right



Specification	Outer diameter	Inner diameter	Height	Depth	Diameter
SIZE(Inch)	Ø2-1/16Inch	Ø2-5/16Inch	2-5/16Inch	1-9/16Inch	Ø2-1/16Inch
	Ø2-3/8Inch	Ø2-9/16Inch	3Inch	1-5/8Inch	Ø2-3/8Inch

Specification	Outer diameter	Inner diameter	Height	Depth	Diameter
SIZE(mm)	Ø52mm	Ø59mm	58.4mm	40mm	Ø52mm
	Ø60mm	Ø65mm	76mm	40.8mm	Ø60mm

WATER TEMP. 20° C-120° C	CF	52mm	SW15180-20
		60mm	SW15160-20
	BF	52mm	SW15170-20
		60mm	SW15150-20
OIL TEMP. 50° C-150° C	CF	52mm	SW15181-20
		60mm	SW15161-20
	BF	52mm	SW15171-20
		60mm	SW15151-20
OIL PRESS. 0Bar-10.0Bar	CF	52mm	SW15182-20
		60mm	SW15162-20
	BF	52mm	SW15172-20
		60mm	SW15152-20
BOOST -1.0Bar-3.0Bar	CF	52mm	SW15184-20
		60mm	SW15164-20
	BF	52mm	SW15174-20
		60mm	SW15154-20
BOOST -1.0Bar-1.5Bar	CF	52mm	—
		60mm	SW15163-20
	BF	52mm	—
		60mm	SW15153-20
FUEL PRESS. 0Bar-6.0Bar	CF	52mm	SW15206-20
		60mm	SW15166-20
	BF	52mm	SW15196-20
		60mm	SW15156-20
EXT TEMP. 200° C-1100° C	CF	52mm	SW15185-20
		60mm	SW15165-20
	BF	52mm	SW15175-20
		60mm	SW15155-20
VOLT. 8V-18V	CF	52mm	SW15187-20
		60mm	SW15167-20
	BF	52mm	SW15177-20
		60mm	SW15157-20

WATER TEMP. 70° F-250° F	CF	52mm	SW15200-20
		60mm	—
	BF	52mm	SW15190-20
		60mm	—
OIL TEMP. 120° F-300° F	CF	52mm	SW15201-20
		60mm	—
	BF	52mm	SW15191-20
		60mm	—
OIL PRESS. 0 PSI-140 PSI	CF	52mm	SW15202-20
		60mm	—
	BF	52mm	SW15192-20
		60mm	—
BOOST -30 PSI-40 PSI	CF	52mm	SW15204-20
		60mm	—
	BF	52mm	SW15194-20
		60mm	—

FUEL PRESS. 0 PSI-80 PSI	CF	52mm	SW15206-20
		60mm	—
	BF	52mm	SW15196-20
		60mm	—
EXT TEMP. 400° F-2000° F	CF	52mm	SW15205-20
		60mm	—
	BF	52mm	SW15195-20
		60mm	—

Clear Face is referred to as CF  
Black Face is referred to as BF

## 2 SPECIFICATIONS



Amber

White

## 2 BACKLIGHT



Black Face



Clear Face



◀ 60mm(Left)and 52mm(Right)





# FD OLED MULTI FUNCTION DISPLAY

SW10106



## MULTI FUNCTION DISPLAY

FD is mainly digital display which is derived from the pointer type racing gauge. Aqua blue display is full of sense of future technology. You can also select three groups of functions and display them on the screen simultaneously. Built-in HUD function, modular design allows free use of space.

	DETECTION RANGE	WARNING RANGE
<b>WATER/OIL TEMP.</b> SW49038 Temp.Sensor(Box)	0~150° C 32~300° F	100~150° C 158~300° F
<b>EXHAUST TEMP.</b> SW49041 EGT Sensor(Box)	1200° C 2200° F	800~1200° C 1200~2200° F
<b>OIL PRESS.</b> SW49039 Pressure Sensor(Box)	0~10 Bar 0~145 PSI	0~10 Bar 0~145 PSI
<b>BOOST</b> SW49040 Boost Sensor(Box)	1.5 Bar/ 3.0 Bar 22 PSI/ 43 PSI	0.00-1.50 Bar/ 1.00-3.00 Bar 14-22 PSI/ 28-43 PSI



Turbo Zeroing  
Correction Function



Voltage Display



Voltage Display



Large OLED  
display panel



Built-in HUD  
function

## E-DRIVE ADVANCE 4S THROTTLE CONTROLLER

## I-BOOST 2 TUNING BOX



## ELECTRONIC CONTROLLER

## DIGITAL ELECTRONIC BOOST CONTROLLER II

Shadow commenced the development of vehicle electronic control in 2007, initially finding delight in the realm of electronic modification. As time went on, Shadow gradually assembled a proficient and dedicated R&D technical team, transforming their electronic control systems into professional, stable, accurate, and refined products. Today, Shadow's electronic control stands as a benchmark in the automotive industry.

# V-CONTROLLER

VALVE OPENING



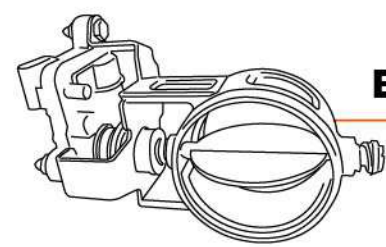
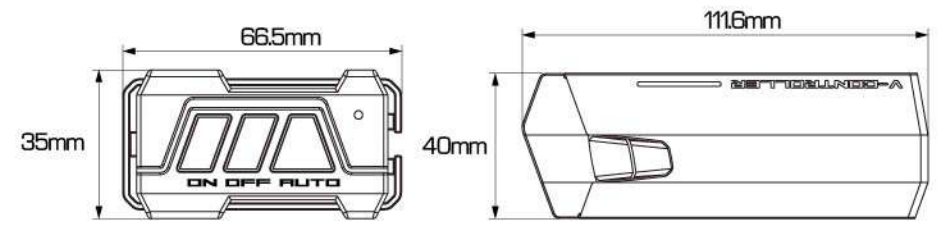
## EXHAUST VALVE CONTROLLER AUTO

Shadow Electronic Exhaust Valve Controller AUTO can control the exhaust valve through Bluetooth and mobile devices according to the owner's preference to improve the performance of the car.




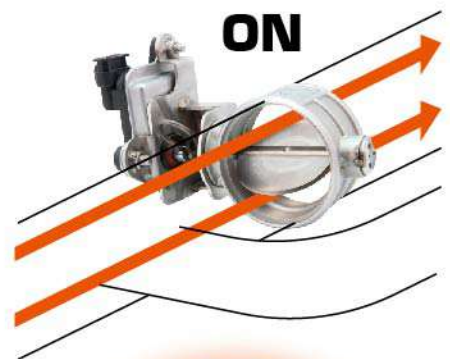
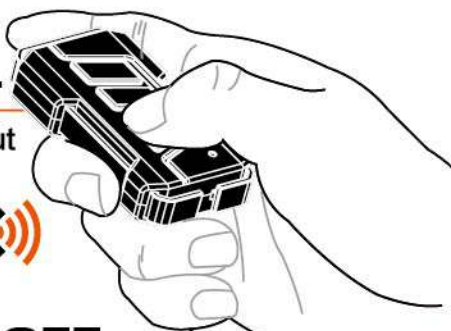
## V-CONTROLLER AUTO

<b>BMW</b>	ORIGINAL	SW 10 147
	MODIFIED	SW 10 149
<b>BENZ</b>	ORIGINAL	SW 10 148
	MODIFIED	SW 10 150



### BLUETOOTH SIGNAL

Total control without any dead ends.



### EASILY CONNECT OBD II



Connect with ECU AUTO, AUTO-Control valve automatically, switch between three modes: RPM, speed and turbo.

# V-CONTROLLER LITE



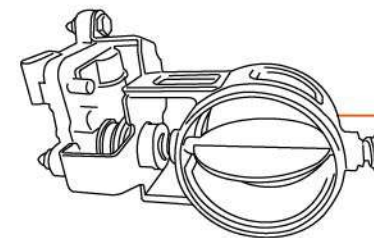
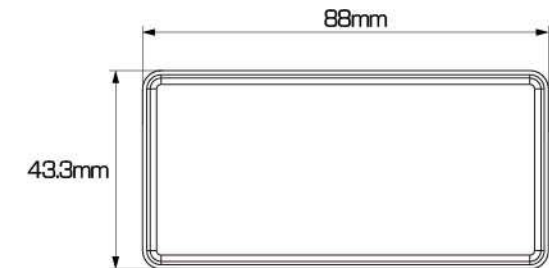
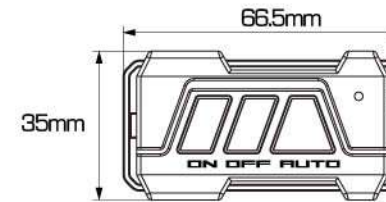
## EXHAUST VALVE CONTROLLER LITE

Shadow Electronic Exhaust Valve Controller LITE enables remote control of the exhaust valve via Bluetooth and mobile devices, providing a commanding driving experience with customizable sound variation.




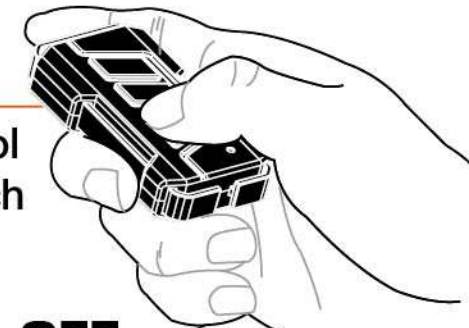
## V-CONTROLLER LITE

	<b>BASIC</b>	SW10157
<b>BMW</b>	<b>ORIGINAL</b>	SW10155
	<b>MODIFIED</b>	SW10158
<b>BENZ</b>	<b>ORIGINAL</b>	SW10156
	<b>MODIFIED</b>	SW10159



### FREE LIBERATION

Free control valve switch



### BLUETOOTH SIGNAL

Total control without any dead ends.



### DRIVE YOUR ENTHUSIASM

Vigorous sound dominates the audience.





Fast Installation



Anti-Slip Mode



Anti-Theft Mode



Drag Racing Mode



Easy Learning



Auto-Record Setting

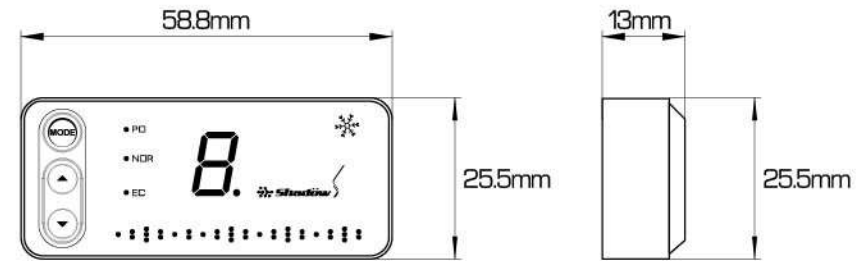
# THROTTLE CONTROLLER

For the original vehicle, you can feel the vehicle's weakness or resistance at the beginning. E-Drive 4S can make the throttle of the vehicle appear brisk. Furthermore, it offers multi-segment adjustment mode, as well as drag racing mode and anti-theft mode. Change your throttle traits at anytime, anywhere!

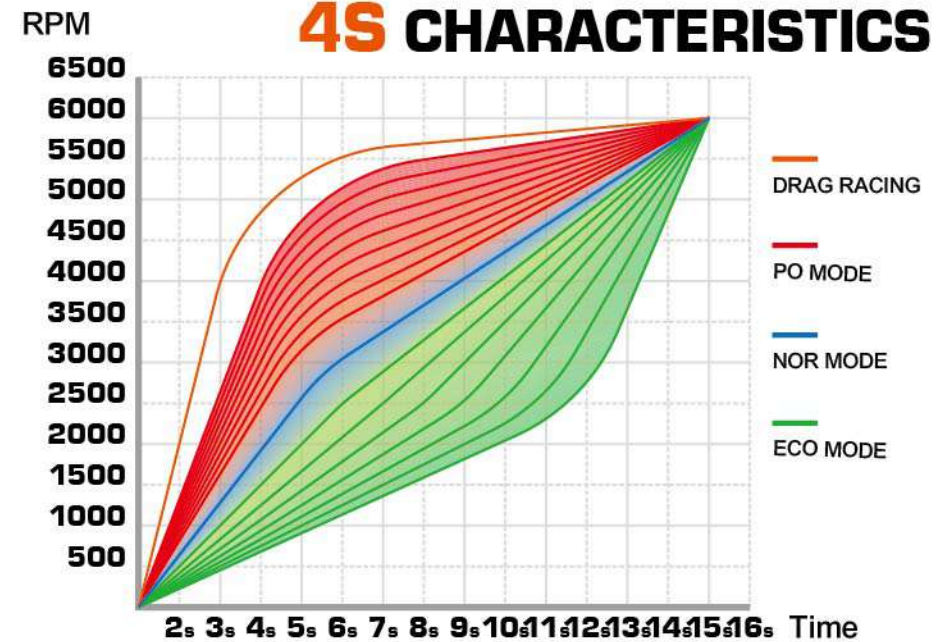


## E-DRIVE ADVANCE 4S

SW 10129



## 4S CHARACTERISTICS



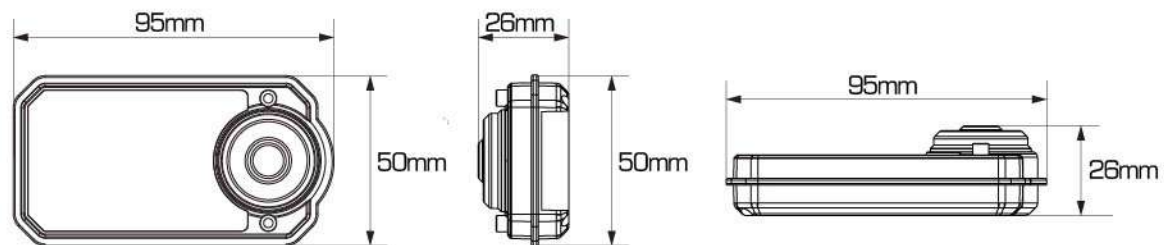
$$9 \text{ Po} + 1 \text{ Nor} + 7 \text{ Eco} = 17 \text{ ADJUSTABLE FUNCTION}$$





# DEBC II

SW10141



Mechanical Boost Controller

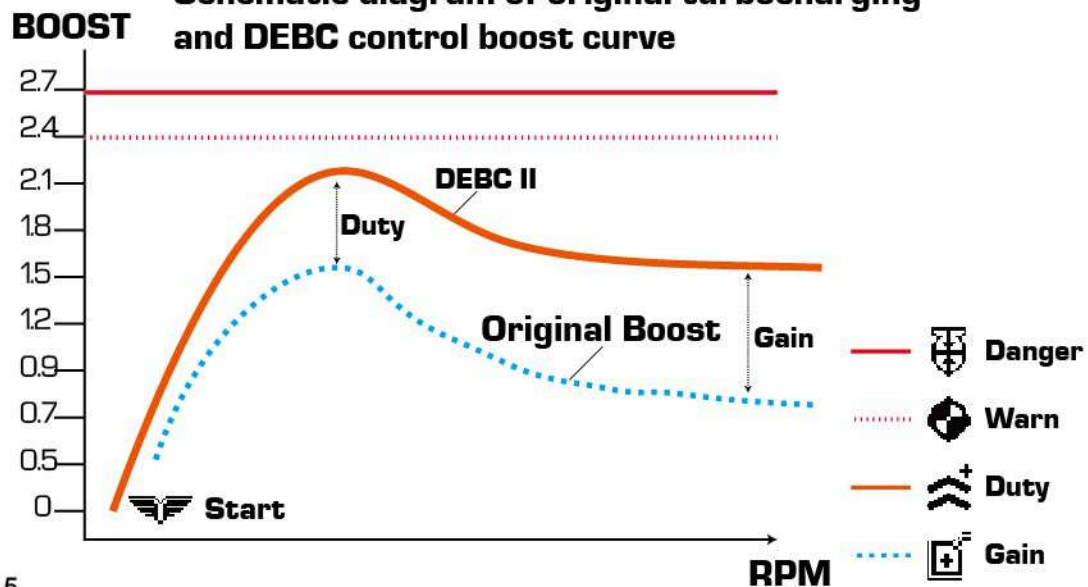


Boost Gauge



AFR Gauge

Schematic diagram of original turbocharging and DEBC control boost curve



- 2.42 inch OLED screen
- 4 kinds of Turbocharging
- Record two sets of boost control
- Record two sets of boost control
- Support Actuator and Wastegate TURBO TIMER
- High frequency solenoid valve

## DIGITAL ELECTRONIC BOOST CONTROLLER

Turbocharging can effectively increase the power of the vehicle, break through the power limitation of the original natural intake, and increase the efficiency of the engine. For this reason, Shadow explores electronic control to optimize and effectively overcome the physical characteristics of the turbine.



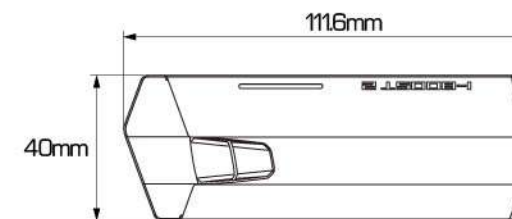
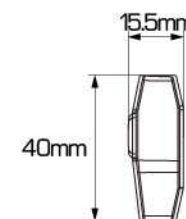
# TUNING BOX

Making power upgrades simple, fast, and safe has always been the core goal of the I-BOOST2 series. The I-BOOST2 piggyback tuning box is designed specifically for the new generation of turbocharged vehicles and 48V mild-hybrid systems. It features upgraded MCU hardware for 100% compatibility with factory ECUs, providing a perfect solution for new models that cannot be tuned internally.



## I-BOOST 2 PIGGYBACK

SW 10160



### Horsepower

**ORIGINAL**

**I-BOOST**

**+14~19%**

### Torque

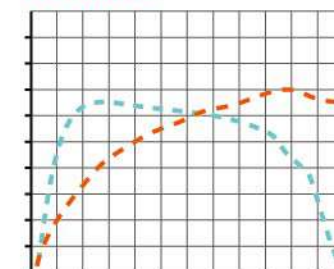
**ORIGINAL**

**I-BOOST**

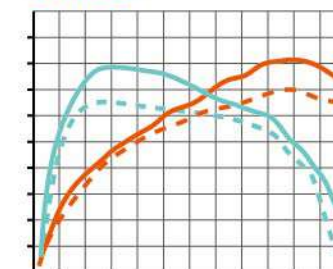
**+13~15%**

### FOUR MODES FOR QUICK SWITCHING

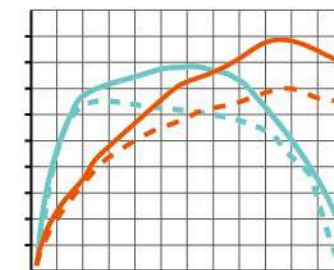
**NORMAL**



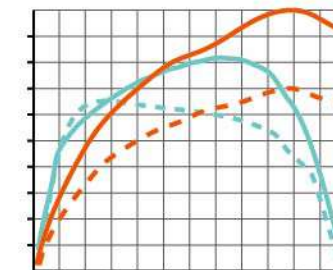
**STREET**



**SPORT**



**RACE**



- I-BOOST2 HP
- - - ORIGINAL HP
- I-BOOST2 TORQUE
- - - ORIGINAL TORQUE

# R-COMMANDER 2

**SW10165 Digital RPM Activated Switch**



**DIGITAL TACHOMETER**  
INDEPENDENT 12V OUTPUT ACTIVATED SWITCH

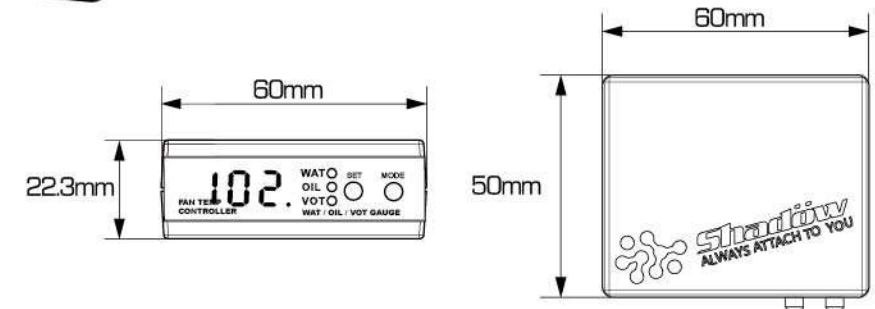


The R-Commander 2 Digital RPM Activated Switch Controller is suitable for professional modification enthusiasts and users who need precise control of other electronic devices based on engine RPM.



## FAN TEMP CONTROLLER

**SW 10078**

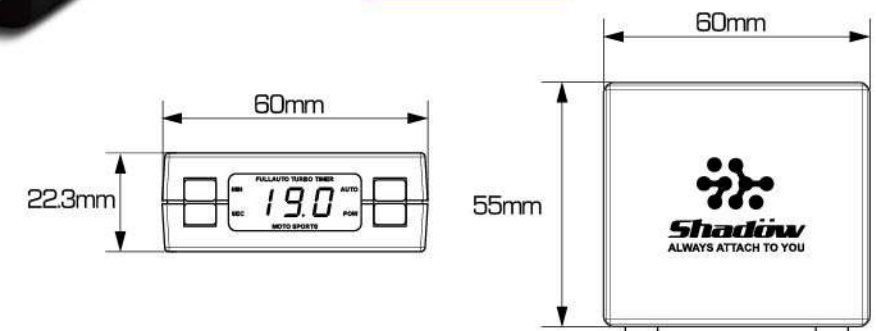


Excessively high temperature of engine can easily lead to the vehicle power decline and even serious problems with engine failure. The most fastest and efficient way is to install the Fan Temp Controller. It can actively control the timing of starting the cooling fan. By starting the controller early, can not only quickly reduce the high temperature but stabilize the operating temperature.



## TURBO TIMER

**SW 10003**



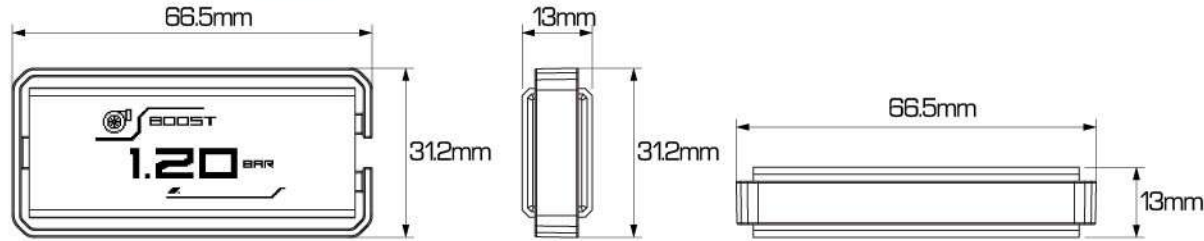
Not only can extend the flameout time but also protect the turbo body. The owner can also set an appropriate delay time according to the driving distance and time.

In addition to the corresponding turbo cars, this product can also be installed in N/A vehicles. Make sure that the engine is totally cool down before turning off the engine to protect and extend its life.




## D-METER 2

SW10152



Set the display interface by yourself. It can display two kinds of information at the same time.



Monitor 10 kinds of vehicle information, including turbo, air-fuel ratio, gearbox, speed, mileage, etc.



It has seven-color atmosphere lights and four-stage adjustable brightness.



The Real-time Information



OLED Clearly Reading



Human-machine Integration



Power interruption memory



Display Adjustment

## OBD II DIGITAL MULTI METER

Shadow OBD2 diagnostic multi-functional display can quickly captures ECU information through CAN-bus. It is plug-n-play. There are 10 information can be read after connecting. The condition of the vehicle can be fully grasped without destroying the body of the vehicle. D-Meter 2 uses Microchip's CPU, which is 10.2 times upgraded compared to the 1st generation.

# HOSE ADAPTOR



DIAMETER (MM)	SW40002-03	SW40005-03	SW40001-03	SW40006-03	SW40007-03	SW40008-03	SW40009-03
	28mm	30mm	32mm	34mm	36mm	38mm	40mm

# RACING GAUGE SENSOR ADAPTOR



# OIL ADAPTOR

# OIL TEMP./OIL PRESS.



SW40010-03

SW Oil Press. Adaptor



SW40020-03

Oil Press. Adaptor For CIVIC 8



SW40031-03

Oil Press. Adaptor For VAG 1.4 TSI



SW40033-03

Oil Press. Adaptor For VW(CDL)



SW40046-03

Oil Press. Adaptor For GT86

# BOOST ADAPTOR

# BOOST/ IN-MF. PRESS.

NEW

NEW



SW40049-03

BOOST Adaptor For VW EA211



SW40060-03

BOOST Adaptor For VW EA888 GEN3



SW40019-03

BOOST Adaptor For VW FSI/TSI



SW40032-03

BOOST Adaptor For VW TSI 1.2/1.4



SW40034-03

BOOST Adaptor For VAG Golf MK7



SW40035-03

BOOST Adaptor For BMW N20



SW40036-03

BOOST Adaptor For Benz M270



SW40038-03

BOOST Adaptor For MINI COOPER



SW40040-03

BOOST Adaptor For FOCUS MK3.5



SW40041-03

BOOST Adaptor For Benz A45



SW40042-03

BOOST Adaptor For Hyundai Santa Fe



SW40043-03

BOOST Adaptor For MINI B48



SW40044-03

BOOST Adaptor For Lexus IS200t



SW40047-03

BOOST Adaptor For FOCUS MK4



SW40048-03

BOOST Adaptor For G Series Engine